

# Bentham Syndicated Loan Fund

## Annual fund profile – 30 June 2017

### Investment style

The Bentham Syndicated Loan Fund (the Fund) is actively managed and focused on generating stable investment income.

The Fund provides investors diversified exposure to the global syndicated loan market, with an active allocation to investments in different industries, issuers and geographies.

### Investment objective

The Fund aims to achieve investment returns above the Credit Suisse Leveraged Loan Index (hedged to AUD) over the suggested investment time frame. The Fund's investment performance is also compared with the Bloomberg AusBond Bank Bill Index.

Primarily investing in the US syndicated loan market, the Fund seeks to add value through loan and security selection and industry rotation, while maintaining a highly diversified portfolio.

The Fund will be as close to fully currency hedged into AUD as is practicable. A NZD hedged equivalent of the Fund is also available.

### Management team

Bentham is a specialist fixed interest and credit investment manager. Bentham actively manages a number of high yielding funds with varying risk profiles. The portfolios are designed to generate income while diversifying risk in global credit markets. Bentham's goal is to deliver higher income to investors than can generally be achieved in traditional fixed interest and equity markets.

Prior to the establishment of Bentham, the founders worked together as part of the Credit Investments Group of Credit Suisse Alternative Capital Inc, which continues to provide exclusive sub-advisory investment management services for the Fund.

Bentham has 12 staff located in Australia and the Credit Investments Group has 35 investment staff based in New York and London. The Australian team have a strong track record of managing global diversified fixed interest portfolios and are well resourced with market leading risk portfolio systems.

### Fund facts

Fund name	Bentham Syndicated Loan Fund
Investment Manager	Bentham Asset Management
Responsible Entity	Fidante Partners Services Limited
Fund aim	To provide investors with a diversified exposure to the global syndicated loan market with an active allocation to investments in different industries, issuers and geographies
Portfolio managers	Tom Flannery and Richard Quin
Inception date	16 August 2004
APIR code	CSA0046AU
Fund size	A\$4,359 million as at 30 June 2017
Management costs*	0.84%
Buy/sell spread	+0.34%/-0.34% (reviewed periodically)
Entry and exit fees	Nil
Pricing frequency	Daily unit pricing
Initial investment	A\$10,000 minimum
Other classes	NZD hedged equivalent available
ASX mFund	ASX Class available via mFund code BAM04

\* Inclusive of management fee and estimated reimbursable expenses (%p.a.)

### Fund features

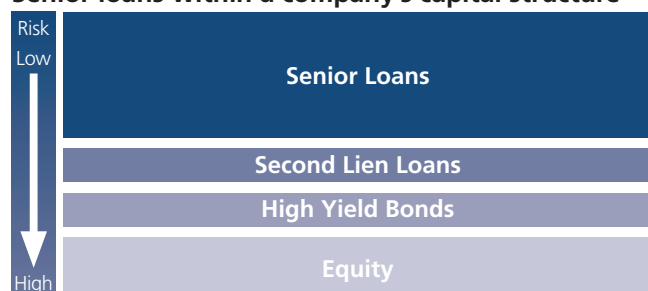
- Access to senior secured syndicated loans which are not generally available to direct retail investors
- Targeted income distribution frequency: monthly
- High running yield with low interest rate risk
- Australian domiciled trust with a 13 year track record
- Loans are valued to market prices daily – with daily unit pricing
- Access to a global investment universe.

## Syndicated loans – overview

A syndicated loan is a senior loan that is made to a company, whose credit rating is generally below investment grade. Loans generally pay a floating rate of interest, have a maturity date and can be redeemed early.

A loan is protected from the borrower's failure to repay the interest or principal by taking security over assets. This security is generally in the form of a fixed and floating charge over the company's assets. Security enhances recovery levels in the event of default (i.e. the secured debt holders get paid before all other debt and equity). In addition, loans generally have covenants which allow the lender to take action to protect their investment.

### Senior loans within a company's capital structure



Loans pay a high running yield relative to cash, and returns have historically had low correlation with fixed interest and equity markets.

### Portfolio construction

The Fund uses bottom-up analysis to select individual investments and employs a conservative approach to credit selection, emphasising preservation of principal. Active allocations are made to senior secured loans with additional investments in high yield bonds and collateralised loan obligations.

Using a credit-intensive relative value approach, loans are managed on the belief that returns above benchmark are driven by a strong credit culture and a systematic investment process. Security selection is based on relative value within the capital structure of comparable

### AUD Distribution history (% of NAV)\*

Financial Year	Jul	Aug	Sep	Oct	Nov	Dec	Jan	Feb	Mar	Apr	May	Jun	Year**
2017	0.45	0.47	0.44	0.45	0.45	0.45	0.44	0.45	0.45	0.44	0.45	0.45	5.79
2016	0.40	0.40	0.40	0.40	0.40	0.40	0.40	0.40	0.41	0.39	0.39	0.29	4.65
2015	0.47	0.48	0.47	0.47	0.47	0.49	0.48	0.45	0.43	0.44	0.43	1.33	6.53
2014	0.54	0.53	0.52	0.52	0.52	0.52	0.53	0.52	0.52	0.53	0.54	2.31	8.47
2013	0.64	0.68	0.67	0.66	0.66	0.64	0.63	0.62	0.61	0.62	0.61	0.59	8.20
2012	1.00	0.97	1.00	0.71	0.69	0.68	0.71	0.71	0.70	0.67	0.62	1.91	10.54
2011	0.74	0.73	0.74	0.74	0.75	0.75	0.74	0.92	0.92	0.91	0.92	4.15	14.12
2010	0.62	0.62	0.63	0.65	0.67	0.70	0.70	0.69	0.68	0.68	0.72	1.24	10.09
2009	0.65	0.66	0.65	0.56	0.46	0.36	0.38	0.32	0.26	0.29	0.27	0.28	4.85
2008	0.49	0.50	0.54	0.58	0.57	0.58	0.59	0.59	0.59	0.64	0.66	5.26	11.17

\*Calculated as the cents per unit (CPU) distribution at month end divided by the ex-distribution unit price at the start of the month. Past distributions are no indication of future distributions. \*\*Annual Distribution Return (Year-to-Date) is calculated as the Total Return (after fees) minus Growth Return. Total Returns (after fees) are calculated using pre-distribution month end withdrawal unit price and assumes all distributions are reinvested. Growth Returns equal the percentage change in the unit price.

companies and industries. The preservation of principal and protection against downside risk plays an important role in the investment process. The Fund has a high level of industry and issuer diversification.

### Fund risk profile

Suggested investment time frame	Medium term – three years minimum investment
Volatility/risk level	Medium
Income distribution frequency	Monthly
Target distribution rate*	Target distribution rates for FY18 set at one month Australian Bank Bill Swap Rate (BBSW) plus a range of 3.00% to 3.5% of the monthly unit price*
Fund benchmark	Credit Suisse Leveraged Loan Index (hedged into Australian dollars) <sup>^</sup>
Currency exposure	Hedged into Australian dollars
Issuer exposure limits	Maximum of 2% per issuer
Industry exposure limits	*Maximum portfolio exposure to any single industry sector will generally be up to 10% of the Fund's investment but will also allow two industries to be up to 15% and one industry to be up to 13.5%.
Diversity	Minimum of 60 issuers
Sector exposure limits	Minimum 60% syndicated loans Maximum 15% high yield bonds, Maximum 10% CDOs, Maximum 10% non-rated debt securities.

\* Bentham intends to achieve the distribution rate for FY2018 with taxable income. If there is a shortfall of taxable income, the distribution may possibly include a capital return. The current distribution rate setting was based on the running yield of the Fund as at 30 June 2017 and assumes the Fund continues to achieve an equivalent yield for FY2018. Actual distributions, however, can differ from this setting because of future matters which are not known or able to be presently identified.

<sup>^</sup> Bentham Syndicated Loan Fund NZD Benchmark is Credit Suisse Leveraged Loan Index (hedged into NZD).

### Benchmark profile as at 30 June 2017

Fund benchmark	Credit Suisse Leverage Loan Index (hedged into Australian dollars)
Market size	USD\$1,292 billion
Number of issuers	1,209
Average credit rating	Split BB (below investment grade)
Interest rate duration	0.14 years

## Long-term correlation of asset class returns<sup>#^</sup>

Loans as an asset class have historically had a low correlation to equities and a negative correlation to government bonds as shown in the table below. An allocation to loans may improve the diversity of a balanced portfolio and has historically improved the risk and return outcome.

### 1 January 1992 to 30 June 2017

	Australian Bank Bills	Global Govt Bonds	Australian Fixed Interest	Australian ILBs	US IG Corporate Bonds	Syndicated Loans	US High Yield	World Equities (Unhedged)	Australian Equities	Emerging Market Bonds	Australian Property Trusts
Australian Bank Bills	1.00	0.21	0.31	0.14	-0.11	-0.29	-0.26	-0.26	-0.28	-0.13	-0.31
Global Govt Bonds	0.21	1.00	0.67	0.48	0.44	-0.36	-0.21	-0.25	-0.16	0.25	0.11
Australian Fixed Interest	0.31	0.67	1.00	0.66	0.16	-0.36	-0.28	-0.03	-0.31	0.02	0.07
Australian ILBs	0.14	0.48	0.66	1.00	0.28	0.04	0.09	-0.04	-0.06	0.23	0.19
US IG Corporate Bonds	-0.11	0.44	0.16	0.28	1.00	0.44	0.63	0.04	0.39	0.78	0.41
<b>Syndicated Loans</b>	<b>-0.29</b>	<b>-0.36</b>	<b>-0.36</b>	<b>0.04</b>	<b>0.44</b>	<b>1.00</b>	<b>0.89</b>	<b>0.35</b>	<b>0.55</b>	<b>0.52</b>	<b>0.46</b>
US High Yield Bonds	-0.26	-0.21	-0.28	0.09	0.63	0.89	1.00	0.34	0.64	0.74	0.47
World Equities (Unhedged AUD)	-0.26	-0.25	-0.03	-0.04	0.04	0.35	0.34	1.00	0.53	0.07	0.50
Australian Equities	-0.28	-0.16	-0.31	-0.06	0.39	0.55	0.64	0.53	1.00	0.52	0.70
Emerging Market Bonds	-0.13	0.25	0.02	0.23	0.78	0.52	0.74	0.07	0.52	1.00	0.49
Australian Property Trusts	-0.31	0.11	0.07	0.19	0.41	0.46	0.47	0.50	0.70	0.49	1.00

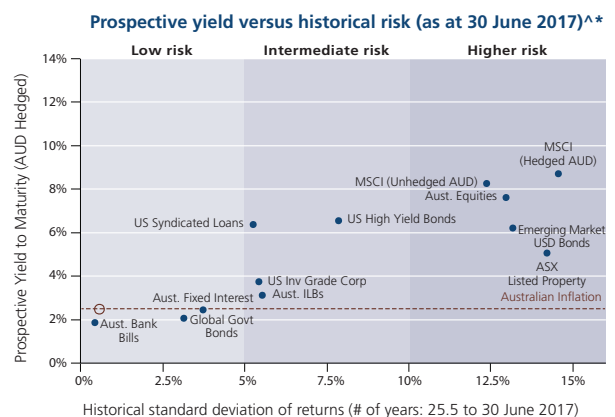
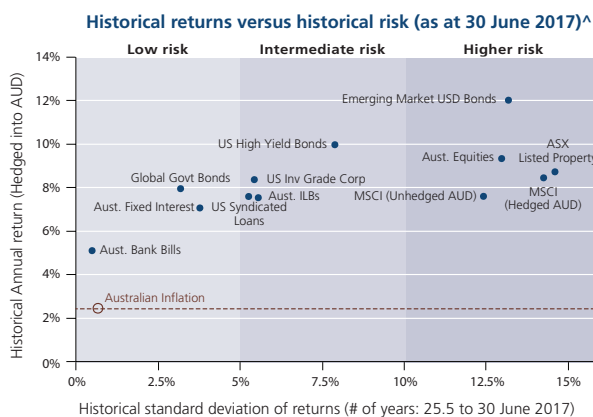
Sources: Barclay's Capital, Bentham, BoA Merrill Lynch, Bloomberg, Credit Suisse, JP Morgan, Morgan Stanley & UBS.

<sup>#</sup> Period of years: 10 to 30-6-2017. Overseas returns (except World Equities) are fully hedged into Australian dollars.

Past performance is no indication of future performance.

## Risk and return

Loans have historically generated returns above the BBSW over the medium to long term. Syndicated loans as an asset class typically have a level of intermediate risk as characterised in the risk return chart below. For specific and current return data please refer to the current monthly fact sheets or quarterly commentaries.



Sources: Barclay's Capital, Bentham, Bloomberg, BoA Merrill Lynch, Credit Suisse, JP Morgan, Morgan Stanley and UBS. Note: for equities we have added an additional 2.5% for growth to the inverted fwd PE.

<sup>^</sup> Overseas yields are hedged into AUD using the one-month interest rate differentials \*The Australian Equities and World Equities (unhedged) yields represent the estimated earnings yield. The historical standard deviation shown for these equity asset classes is based on the total return for the relevant index. The total return on equities will generally be comprised of both dividend income and share price movement and as a result could vary substantially from those shown above. The outcomes shown above may be affected by known or unknown risks and uncertainties that cannot presently be identified. Accordingly actual outcomes may differ from those shown above.

Asset Class definitions; Australian Cash is Bloomberg AusBond Bank Bill Index, Global Govt Bonds is JP Morgan GBI, Australian Fixed Interest is Bloomberg AusBond Composite Bond Index, US IG Corporates is Barclay's US Corporates, US Leveraged Loans is Credit Suisse Leveraged Loans Index, US High Yield Bonds is Credit Suisse High Yield Bond Index, World Equities (Unhedged) is Morgan Stanley MSCI Index (Developed), Australian Equities is S&P/ASX200 Accumulation Index, US Hybrid Securities is Merrill Lynch BoA Preferred Hybrids Index, Emerging Market Bonds is JP Morgan EMBI+, and Australian Property Trusts is S&P/ASX200 Accumulation A-REIT Index. Overseas index returns (except World Equities) are fully hedged into Australian dollars.

## Fidante Partners

Fidante Partners Services Limited is the responsible entity of the Fund and issues units in it. Fidante Partners has appointed Bentham Asset Management Pty Limited as the Fund's investment manager. A related entity of Fidante Partners holds a partial equity stake in Bentham.

## Contact us

**Retail Investors:** Fidante Partners Investor Services on 13 51 53.

**Advisers:** Fidante Partners Adviser Services on 1800 195 853 or your State Business Development Manager.

**Institutional Investors/Consultants:** institutional@benthamam.com or Tyler Purviance on (61) 2 9994 7929.

**New Zealand Advisers and Institutional Investors:** The Investment Store on 0800 331 041.

**More information:** www.benthamam.com

## Researcher Fund ratings and Bentham industry awards



**Lonsec**



Winner – Fixed Interest Category



Global Fixed Interest Award Winner 2013



Global and Diversified Fixed Interest

Visit [www.bentham.com.au/disclaimer/](http://www.bentham.com.au/disclaimer/) to view the Morningstar award disclaimers.

The Professional Planner | Zenith Fund Awards are determined using proprietary methodologies. Fund Awards and ratings are solely statements of opinion and do not represent recommendations to purchase, hold, or sell any securities or make any other investment decisions. Ratings are subject to change.

The Zenith Investment Partners ("Zenith") Australian Financial Services License No. 226872 rating (assigned March 2017) referred to in this document is limited to "General Advice" (as defined by the Corporations Act 2001) for Wholesale clients only. This advice has been prepared without taking into account the objectives, financial situation or needs of any individual. It is not a specific recommendation to purchase, sell or hold the relevant product(s). Investors should seek independent financial advice before making an investment decision and should consider the appropriateness of this advice in light of their own objectives, financial situation and needs. Investors should obtain a copy of, and consider the PDS or offer document before making any decision and refer to the full Zenith Product Assessment available on the Zenith website. Zenith usually charges the product issuer, fund manager or a related party to conduct Product Assessments. Full details regarding Zenith's methodology, ratings definitions and regulatory compliance are available on our Product Assessment's and at <http://www.zenithpartners.com.au/RegulatoryGuidelines>.

The Lonsec Rating (assigned September 2016) presented in this document is published by Lonsec Research Pty Ltd ABN 11 151 658 561 AFSL 421445. The Rating is a "class service" (as defined in the Financial Advisers Act 2008 (NZ)) or is limited to "General Advice" and based solely on consideration of the investment merits of the financial product(s). In New Zealand it must only be provided to "wholesale clients" (as defined in the Financial Advisers Act 2008 (NZ)). Past performance information is for illustrative purposes only and is not indicative of future performance. It is not a recommendation to purchase, sell or hold Bentham Asset Management product(s), and you should seek independent financial advice before investing in this product(s). The Rating is subject to change without notice and Lonsec assumes no obligation to update the relevant document(s) following publication. Lonsec receives a fee from the Fund Manager for researching the product(s) using comprehensive and objective criteria. For further information regarding Lonsec's Ratings methodology, please refer to our website at: <http://www.lonsecresearch.com.au/research-solutions/our-ratings>.

The information in this document is current as at June 2017 unless otherwise specified and is provided by Fidante Partners Services Limited ABN 44 119 605 373 and AFSL No. 320 505. Fidante Partners is the responsible entity and issuer of interests in the Bentham Syndicated Loan Fund ARSN 110 077 159 (Fund). Fidante Partners Limited ABN 94 002 835 592 and AFSL No. 234 668 (Fidante Partners) is the responsible entity of and issuer of interests in the Bentham Syndicated Loan Fund NZD ARSN 165 696 300. This information is intended as general information only and not as financial product advice and has been prepared without taking into account any person's objectives, financial situation or needs. Because of this each person should, before acting on any such information, consider its appropriateness, having regard to their objectives, financial situation and needs. Each person should also obtain a copy of the product disclosure statement (PDS) and any additional information brochure (AIB) and consider the information in those documents (including the information about risks) before making any investment decisions. If you acquire or hold an investment in the Fund we will receive the fees and other benefits disclosed in the PDS and any AIB for the Fund. We and our employees do not receive any specific remuneration for any advice provided to you. However, financial advisers may receive fees or commissions if they provide advice to you or arrange for you to invest in the Fund. Some or all of the Fidante Partners related companies and their directors may benefit from fees, commissions and other benefits received by another Fidante Partners related company. Neither Fidante Partners nor any related party of Fidante Partners nor any investment manager nor any sub-adviser guarantees the repayment of your capital or the performance of the Fund or any particular taxation consequence of investing. Past performance is not a reliable indicator of future performance. A copy of the PDS and any AIB can be obtained from your financial adviser, our Investor Services team on 13 51 53 or on our website: [www.fidante.com.au](http://www.fidante.com.au).